

9939 Via Pasar | San Diego, CA 92126
 TEL: (858) 621-2700 | FAX: (858) 621-2722
 URL: www.zcomm.com
 EMAIL: applications@zcomm.com

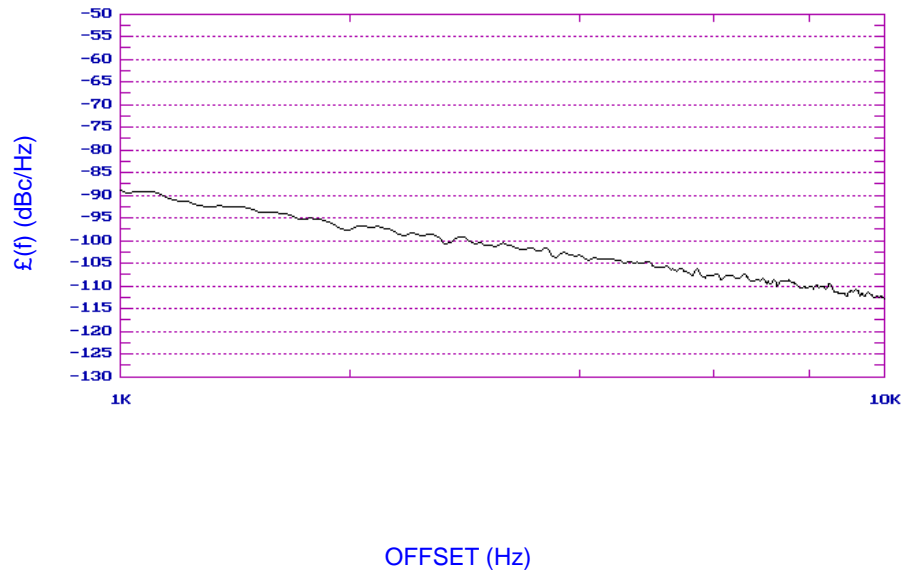
Voltage-Controlled Oscillator Surface Mount Module

Applications

- Digital Radios
- Satellite Communications
- Basestations

Application Notes

- AN-101: Mounting and Grounding
- AN-102: Output Loading
- AN-107: Manual Soldering



Performance Specifications

	Min	Typ	Max	Units
Oscillation Frequency Range	1061		1063	MHz
Phase Noise @ 10 kHz offset (1 Hz BW)		-111		dBc/Hz
Harmonic Suppression (2nd)		-30		dBc
Tuning Voltage	1.5		4	Vdc
Tuning Sensitivity (avg.)		20		MHz/V
Power Output	-1	2	5	dBm
Load Impedance		50		Ω
Input Capacitance			100	pF
Pushing			1.5	MHz/V
Pulling (14 dB Return Loss, Any Phase)			2.5	MHz
Operating Temperature Range	0		80	$^{\circ}\text{C}$
Package Style	MINI-14MS			

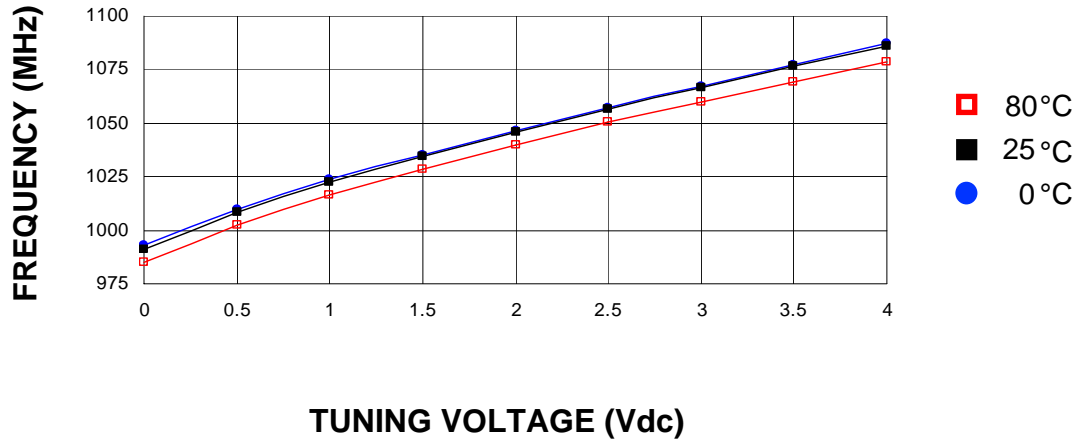
Power Supply Requirements

	Min	Typ	Max	Units
Supply Voltage (Vcc, nom.)		5		Vdc
Supply Current (Icc)		22	26	mA

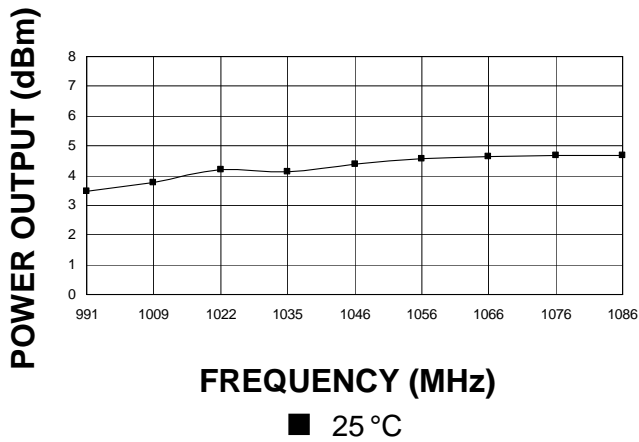
Additional Notes

LFSuffix = RoHS Compliant. All specifications are subject to change without notice.

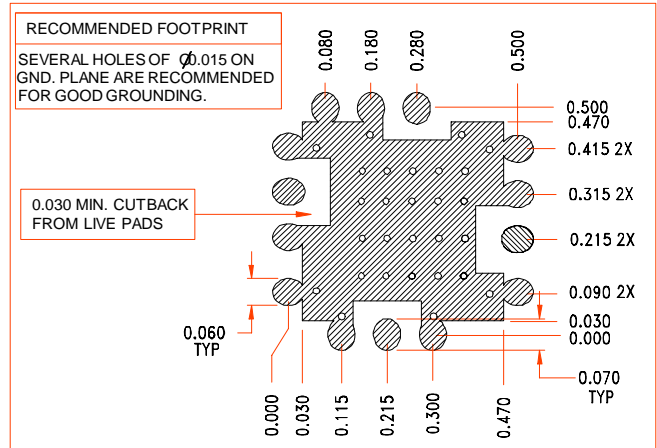
Tuning Curve, typ.



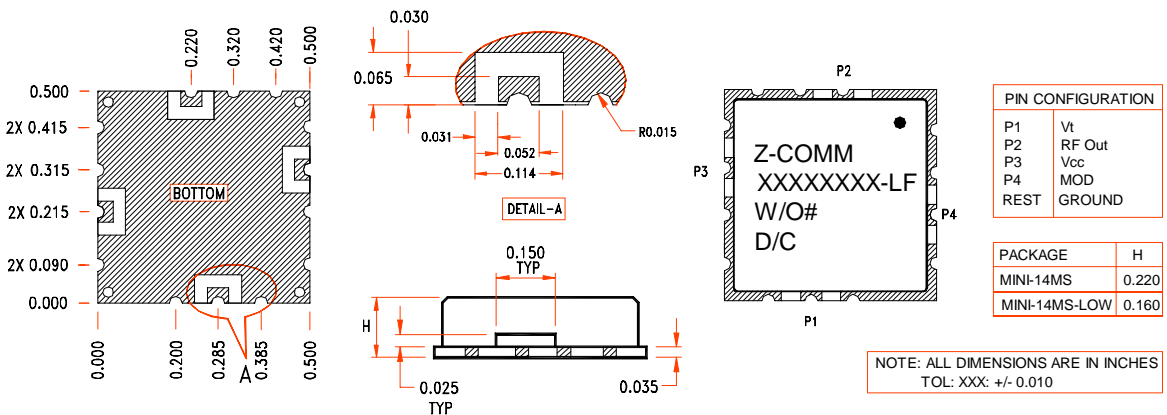
Power Curve, typ.



Footprint



Physical Dimensions



LFSuffix = RoHS Compliant. All specifications are subject to change without notice.