

9939 Via Pasar | San Diego, CA 92126
 TEL: (858) 621-2700 | FAX: (858) 621-2722
 URL: www.zcomm.com
 EMAIL: applications@zcomm.com

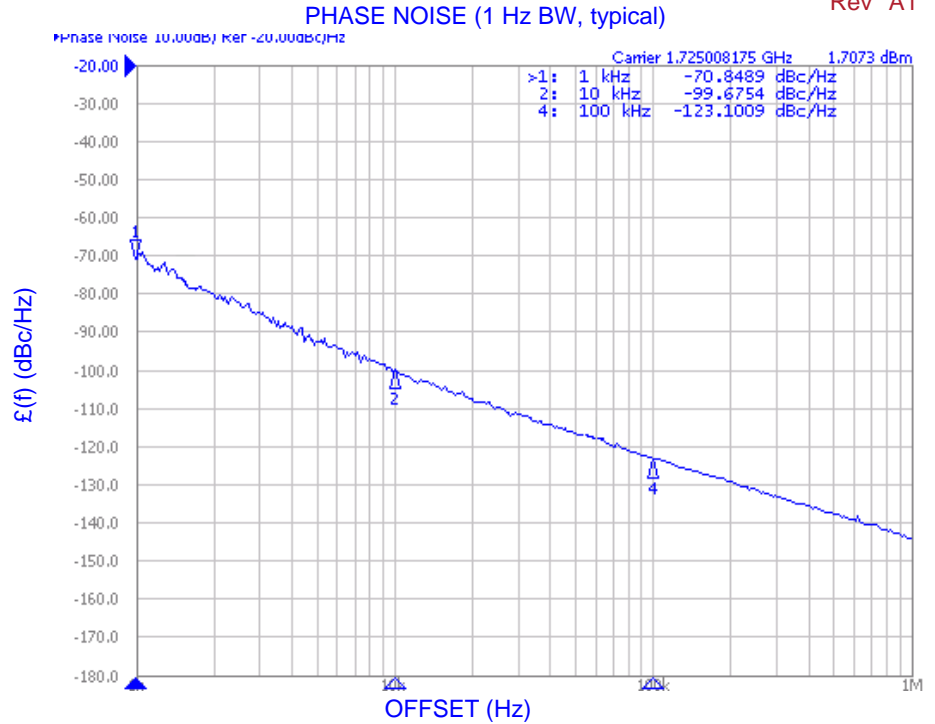
Voltage-Controlled Oscillator Surface Mount Module

Applications

- Microwave Radio
- Test Instrumentation
-

Application Notes

- AN-101: Mounting and Grounding
- AN-102: Output Loading
- AN-107: Manual Soldering



Performance Specifications

| | Min | Typ | Max | Units |
|--|------|------------|------|--------------------|
| Oscillation Frequency Range | 1400 | | 2050 | MHz |
| Phase Noise @ 10 kHz offset (1 Hz BW) | | -98 | | dBc/Hz |
| Harmonic Suppression (2nd) | | -8 | | dBc |
| Tuning Voltage | 1.75 | | 12 | Vdc |
| Tuning Sensitivity (avg.) | | 84 | | MHz/V |
| Power Output | 3 | 6.5 | 10 | dBm |
| Load Impedance | | 50 | | Ω |
| Input Capacitance | | | 100 | pF |
| Pushing | | | 4 | MHz/V |
| Pulling (14 dB Return Loss, Any Phase) | | | 15 | MHz |
| Operating Temperature Range | -40 | | 85 | $^{\circ}\text{C}$ |
| Package Style | | MINI-14S-L | | |

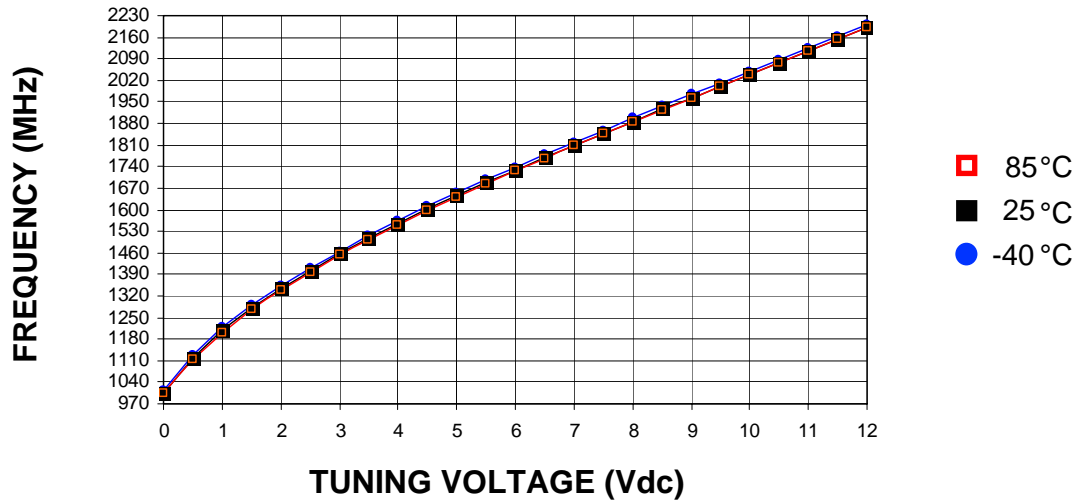
Power Supply Requirements

| | Min | Typ | Max | Units |
|----------------------------|-----|-----|-----|-------|
| Supply Voltage (Vcc, nom.) | | 12 | | Vdc |
| Supply Current (Icc) | | 20 | 24 | mA |

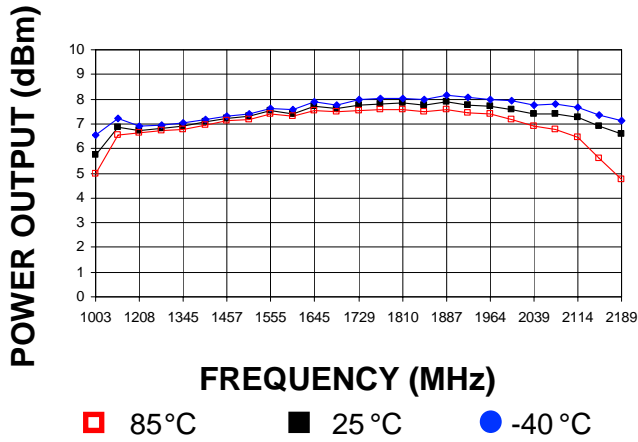
Additional Notes

LFSuffix = RoHS Compliant. All specifications are subject to change without notice.

Tuning Curve, typ.



Power Curve, typ.



Footprint



Physical Dimensions



LFSuffix = RoHS Compliant. All specifications are subject to change without notice.