

9939 Via Pasar | San Diego, CA 92126
 TEL: (858) 621-2700 | FAX: (858) 621-2722
 URL: www.zcomm.com
 EMAIL: applications@zcomm.com

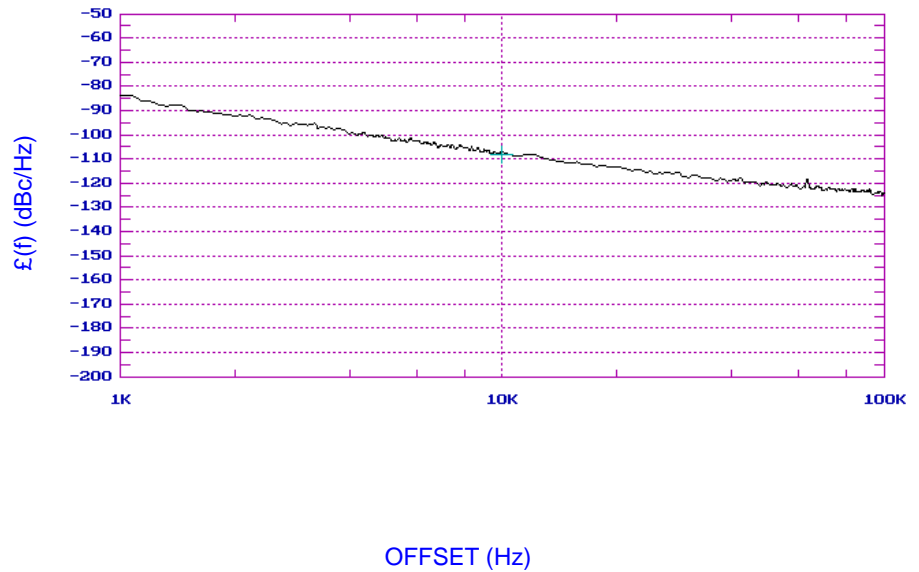
Voltage-Controlled Oscillator Surface Mount Module

Applications

- Earthstations
- Satellite Modems
- Handheld Phones

Application Notes

- AN-101: Mounting and Grounding
- AN-102: Output Loading
- AN-107: Manual Soldering



Performance Specifications

	Min	Typ	Max	Units
Oscillation Frequency Range	1550		1620	MHz
Phase Noise @ 10 kHz offset (1 Hz BW)		-104		dBc/Hz
Harmonic Suppression (2nd)		-10		dBc
Tuning Voltage	1.5		8	Vdc
Tuning Sensitivity (avg.)		22		MHz/V
Power Output	-3	0	3	dBm
Load Impedance		50		Ω
Input Capacitance			50	pF
Pushing			2	MHz/V
Pulling (14 dB Return Loss, Any Phase)			1	MHz
Operating Temperature Range	-10		85	$^{\circ}\text{C}$
Package Style	MINI-16-LOW			

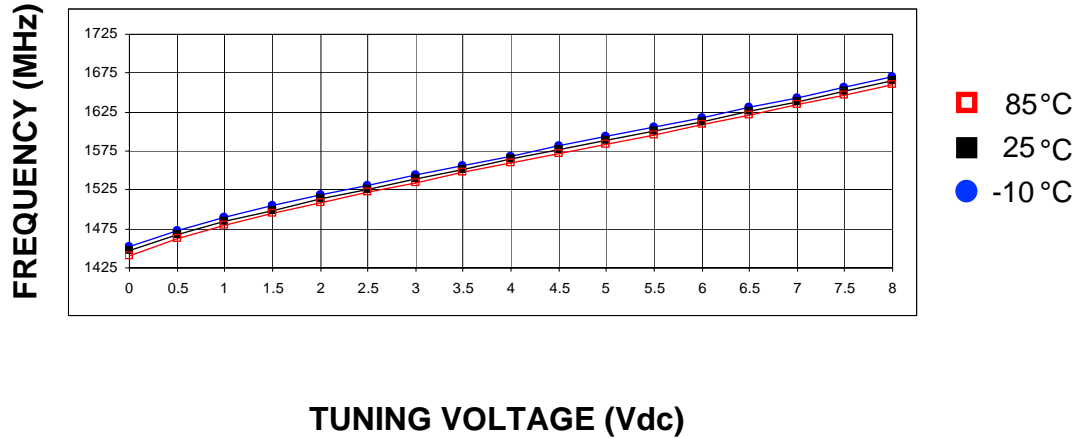
Power Supply Requirements

	Min	Typ	Max	Units
Supply Voltage (Vcc, nom.)		8		Vdc
Supply Current (Icc)		14	19	mA

Additional Notes

LFSuffix = RoHS Compliant. All specifications are subject to change without notice.

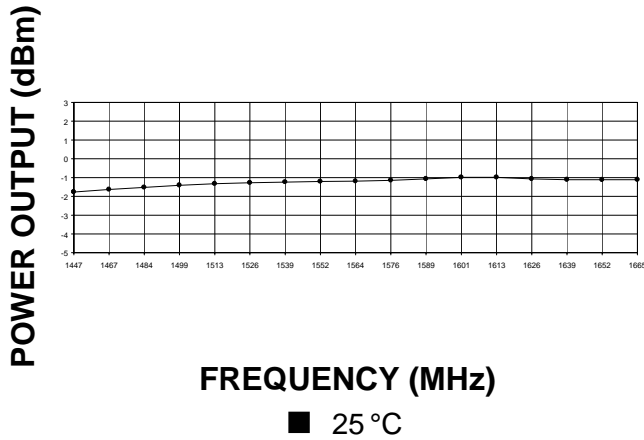
Tuning Curve, typ.



FREQUENCY (MHz)

TUNING VOLTAGE (Vdc)

Power Curve, typ.

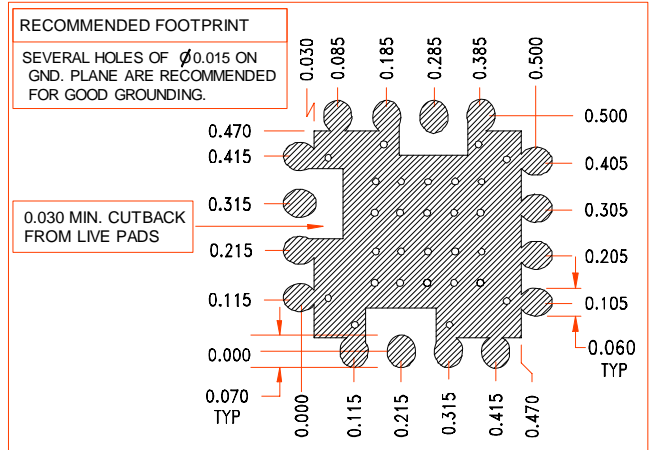


POWER OUTPUT (dBm)

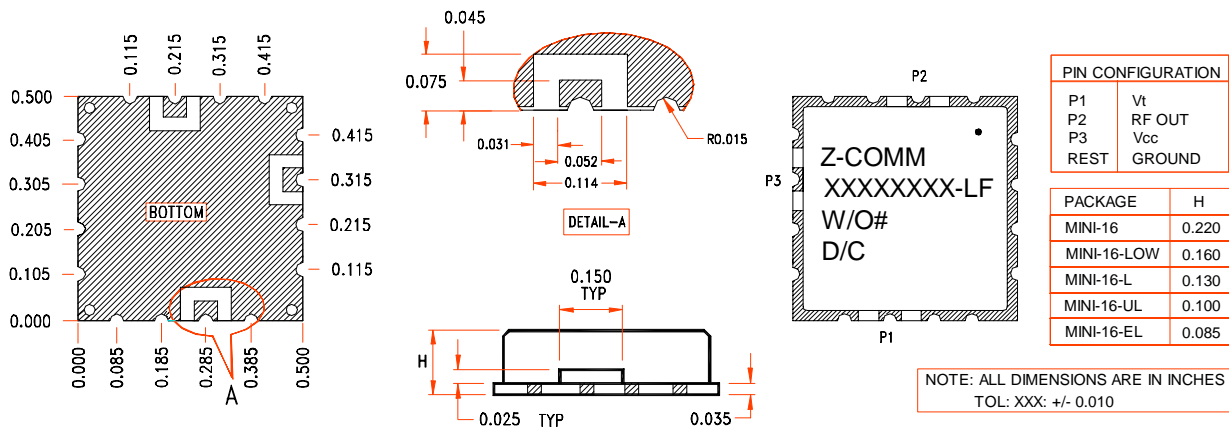
FREQUENCY (MHz)

■ 25 °C

Footprint



Physical Dimensions



LFSuffix = RoHS Compliant. All specifications are subject to change without notice.