

9939 Via Pasar | San Diego, CA 92126
 TEL: (858) 621-2700 | FAX: (858) 621-2722
 URL: www.zcomm.com
 EMAIL: applications@zcomm.com

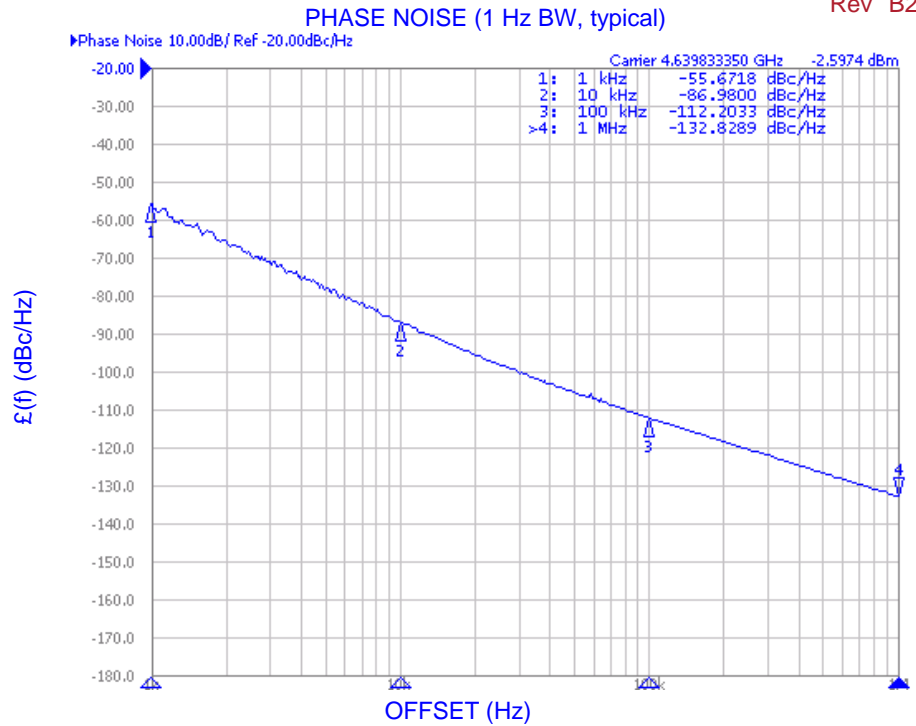
Voltage-Controlled Oscillator Surface Mount Module

Applications

- Fixed Wireless
- Microwave Radios
-

Application Notes

- AN-101: Mounting and Grounding
- AN-102: Output Loading
- AN-107: Manual Soldering



Performance Specifications

	Min	Typ	Max	Units
Oscillation Frequency Range	4580		4700	MHz
Phase Noise @ 10 kHz offset (1 Hz BW)		-87		dBc/Hz
Harmonic Suppression (2nd)		-17	-14	dBc
Tuning Voltage	0.5		5	Vdc
Tuning Sensitivity (avg.)		89		MHz/V
Power Output	2	5.5	9	dBm
Load Impedance		50		Ω
Input Capacitance			50	pF
Pushing			7	MHz/V
Pulling (14 dB Return Loss, Any Phase)			15	MHz
Operating Temperature Range	-40		85	$^{\circ}\text{C}$
Package Style	MINI-14S-L			

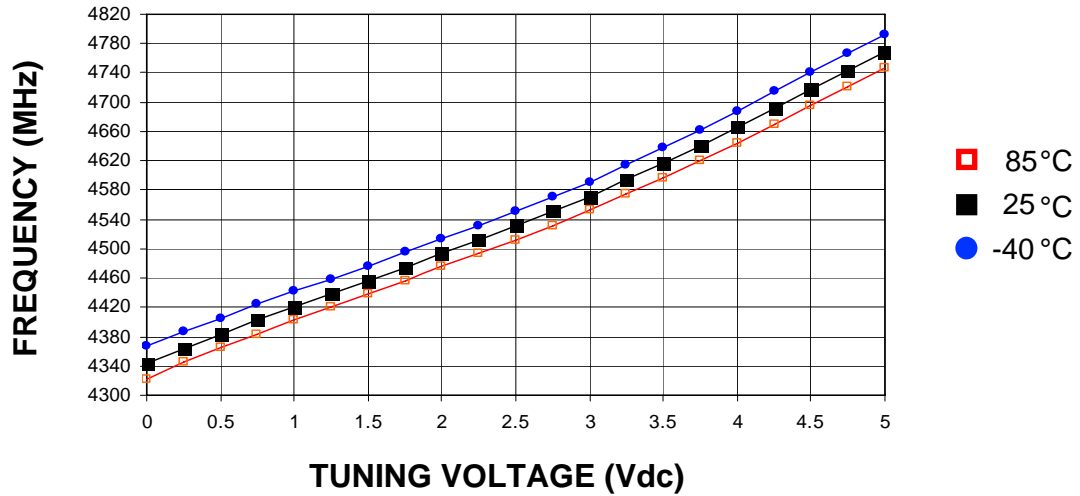
Power Supply Requirements

	Min	Typ	Max	Units
Supply Voltage (Vcc, nom.)		5		Vdc
Supply Current (Icc)		33	38	mA

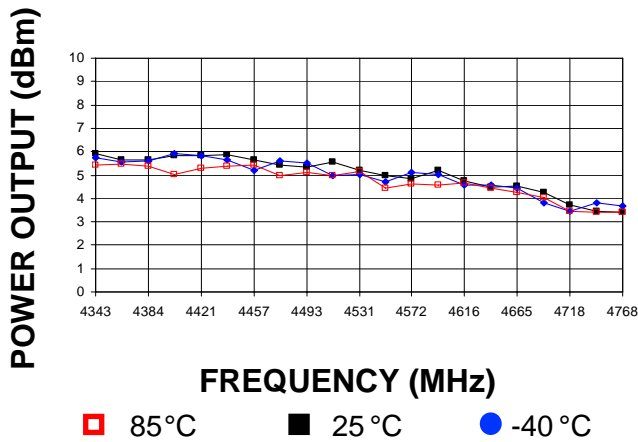
Additional Notes

LFSuffix = RoHS Compliant. All specifications are subject to change without notice.

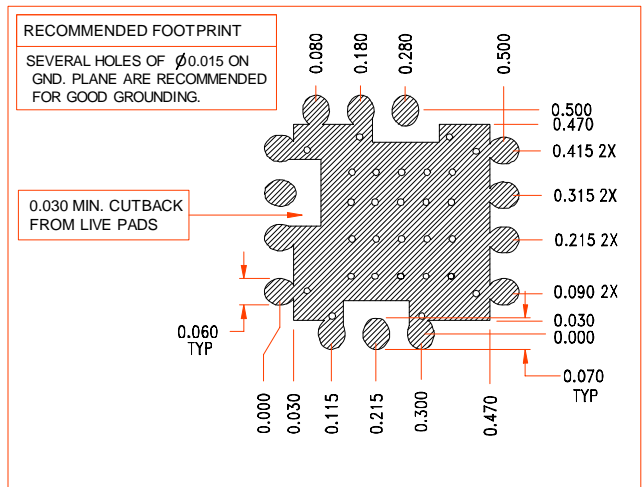
Tuning Curve, typ.



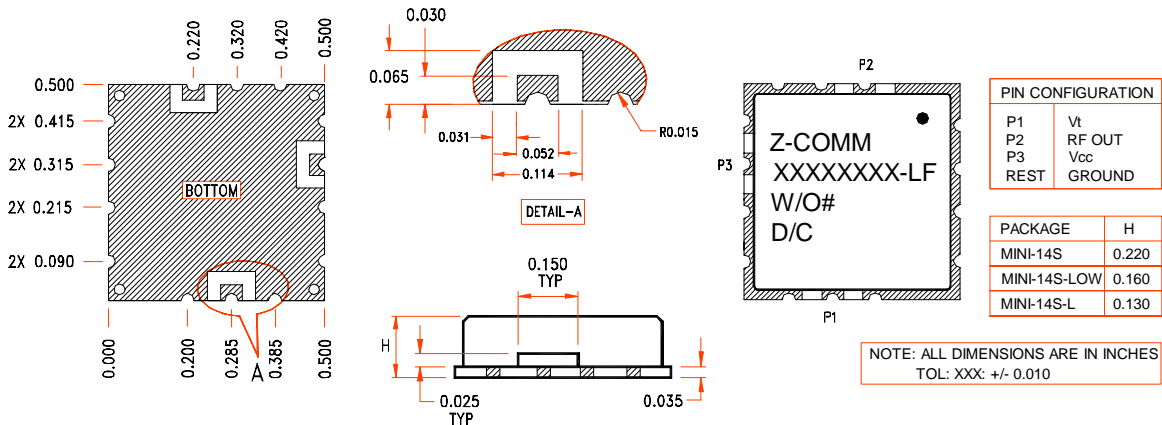
Power Curve, typ.



Footprint



Physical Dimensions



PIN CONFIGURATION	
P1	Vt
P2	RF OUT
P3	Vcc
REST	GROUND

PACKAGE	H
MINI-14S	0.220
MINI-14S-LOW	0.160
MINI-14S-L	0.130

LFSuffix = RoHS Compliant. All specifications are subject to change without notice.