

PHASE NOISE (1 Hz BW, typical)

9939 Via Pasar | San Diego, CA 92126
 TEL: (858) 621-2700 | FAX: (858) 621-2722
 URL: www.zcomm.com
 EMAIL: applications@zcomm.com

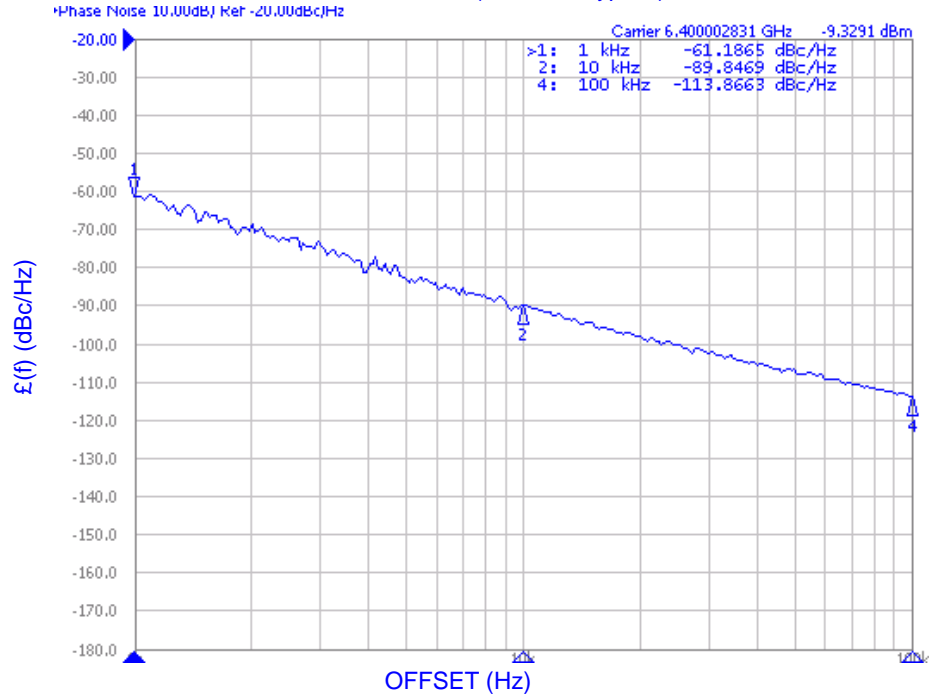
Voltage-Controlled Oscillator Surface Mount Module

Applications

- Satellite Communications
- Microwave Radios
-

Application Notes

- AN-101: Mounting and Grounding
- AN-102: Output Loading
- AN-107: Manual Soldering



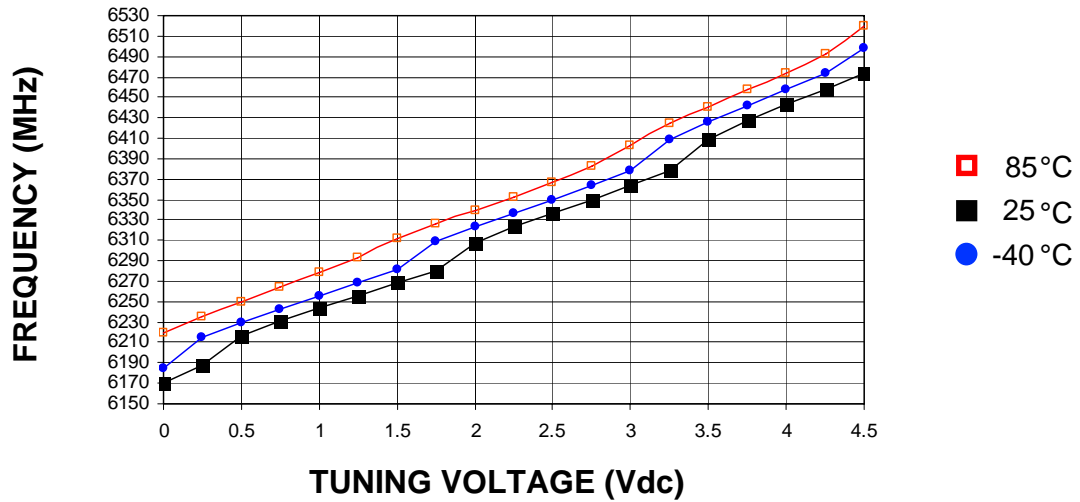
| Performance Specifications | Min | Typ | Max | Units |
|--|------------|------|------|--------------------|
| Oscillation Frequency Range | 6380 | | 6420 | MHz |
| Phase Noise @ 10 kHz offset (1 Hz BW) | | -89 | | dBc/Hz |
| Harmonic Suppression (2nd) | | -19 | | dBc |
| Tuning Voltage | 0.5 | | 4.5 | Vdc |
| Tuning Sensitivity (avg.) | | 80 | | MHz/V |
| Power Output | -5 | -1.5 | 2 | dBm |
| Load Impedance | | 50 | | Ω |
| Input Capacitance | | | 25 | pF |
| Pushing | | | 11 | MHz/V |
| Pulling (14 dB Return Loss, Any Phase) | | | 13 | MHz |
| Operating Temperature Range | -40 | | 85 | $^{\circ}\text{C}$ |
| Package Style | MINI-14S-L | | | |

| Power Supply Requirements | Min | Typ | Max | Units |
|----------------------------|-----|-----|-----|-------|
| Supply Voltage (Vcc, nom.) | | 5 | | Vdc |
| Supply Current (Icc) | | 50 | 60 | mA |

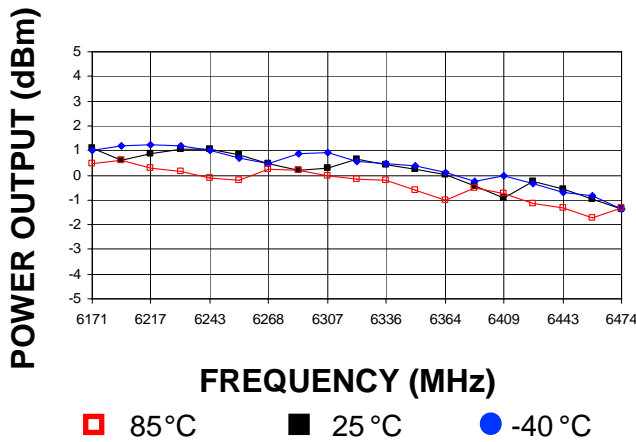
Additional Notes

LFSuffix = RoHS Compliant. All specifications are subject to change without notice.

Tuning Curve, typ.



Power Curve, typ.



Footprint



Physical Dimensions



LFSuffix = RoHS Compliant. All specifications are subject to change without notice.